

City of Meriden

Building Department
142 East Main Street
Meriden, CT 06450
(203) 630-4091

Requirements for Finished Basements.

1. A plan to scale showing basement dimensions.
2. Include location and sizes of windows and doors.
3. Label rooms as to use.
4. House heat source gas, oil or electric and BTU size of furnace. Does heating appliance have fresh air intake? Size of room appliance is located?
5. Finished ceiling heights must be 6'4" under beams and ducts, 6'10" for finished ceilings and 6'8" throughout stairs leading to the finished areas. (Ct State Building Code.)
6. Proposed finished basement heat source.
7. Prior approval is needed from Zoning if being used for any other use than a rec-room.
8. Bedrooms are allowed in basements with proper escape windows and smoke/co detection.

Common issues to be addressed with basements being converted to finished space.

1. Combustion air requirements: When a basement is being converted to finished living space, the area being converted can no longer be used as combustion air. The home heating system will need to have exterior air brought in for appliance combustion air. This is accomplished by installing an air intake fan on your heating appliance. If this is not done, the result may be a buildup in carbon monoxide in your home.

2. Stairs: Existing stairs may remain in place with a few updates, handrails are located between 34" -38" measured vertically from the stair nosing with returned ends, 4" max space in stair riser boards and guardrail balusters and new guardrails shall be installed a minimum of 36" measured vertically from the stair nosing.

3. Stair Headroom: A minimum of 6'8" shall be required throughout the entire stair measured vertically from the stair thread nosing for headroom.

4. Ceiling Heights: CT State Building Code requires a minimum of 6'4" under beams, ducts and pipes and 6'10" for all other finished ceiling heights. ***Provide proposed ceiling heights on your plan when submitting your application.***

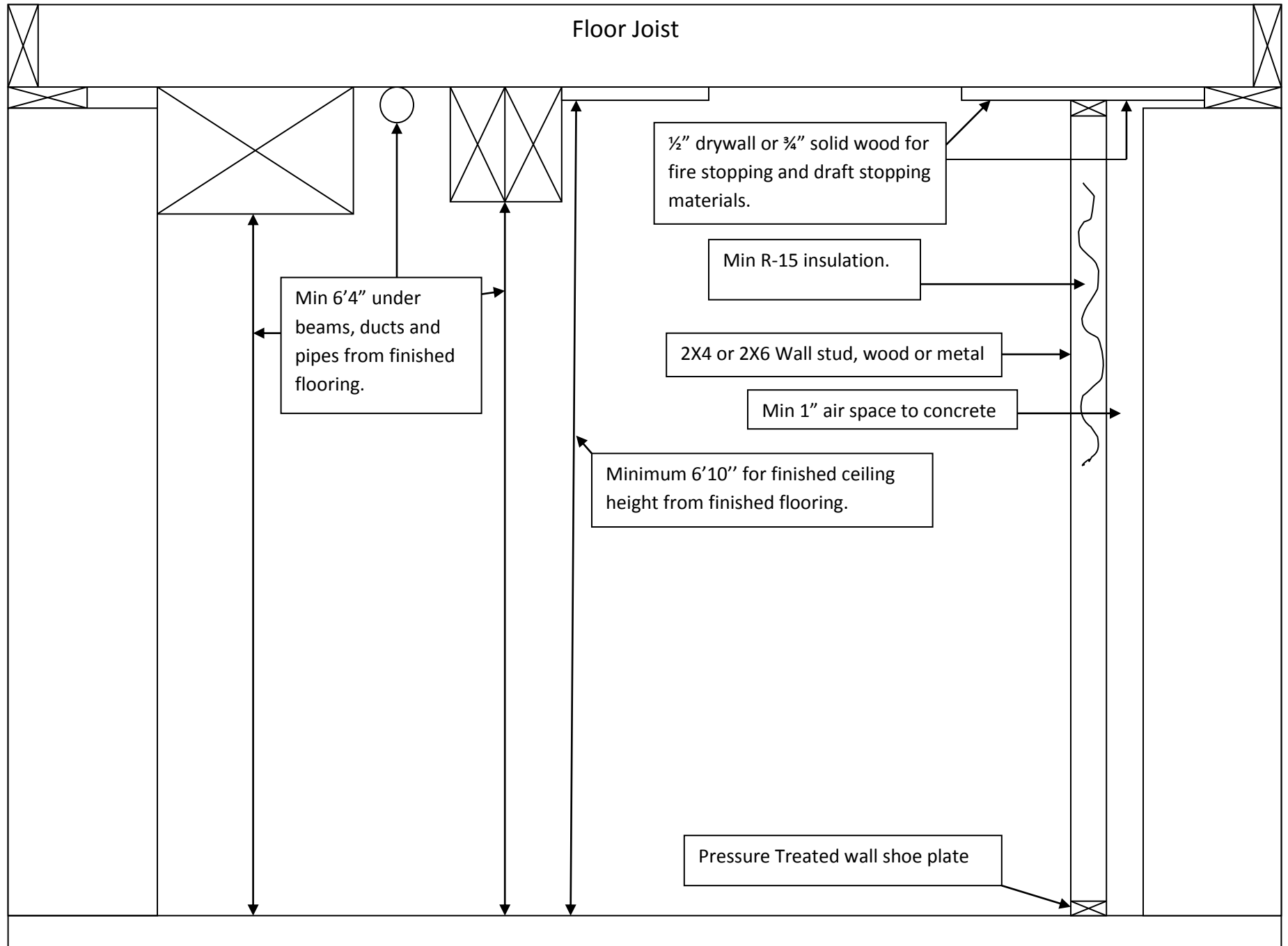
5. Heating: Basement must maintain a minimum 68 degrees. Provide heat loss calculations when applying for heating permits. If electric baseboard heat is installed, please provide electric load calculations and main house service size.

6. Underside of Stairs: A minimum of ½" drywall and one coat of tape needs to be installed on the underside of basement stairs.

7. Building, Plumbing, Heating and Electrical all need permits. The homeowner **only** of a single family home can do all the work associated with the permits.

8. Electrical: If installing electric baseboard heat applicant must supply a load calculation with amount being installed compared to the size of house service. ***Please feel free to contact this office for any questions.***

Floor Joist



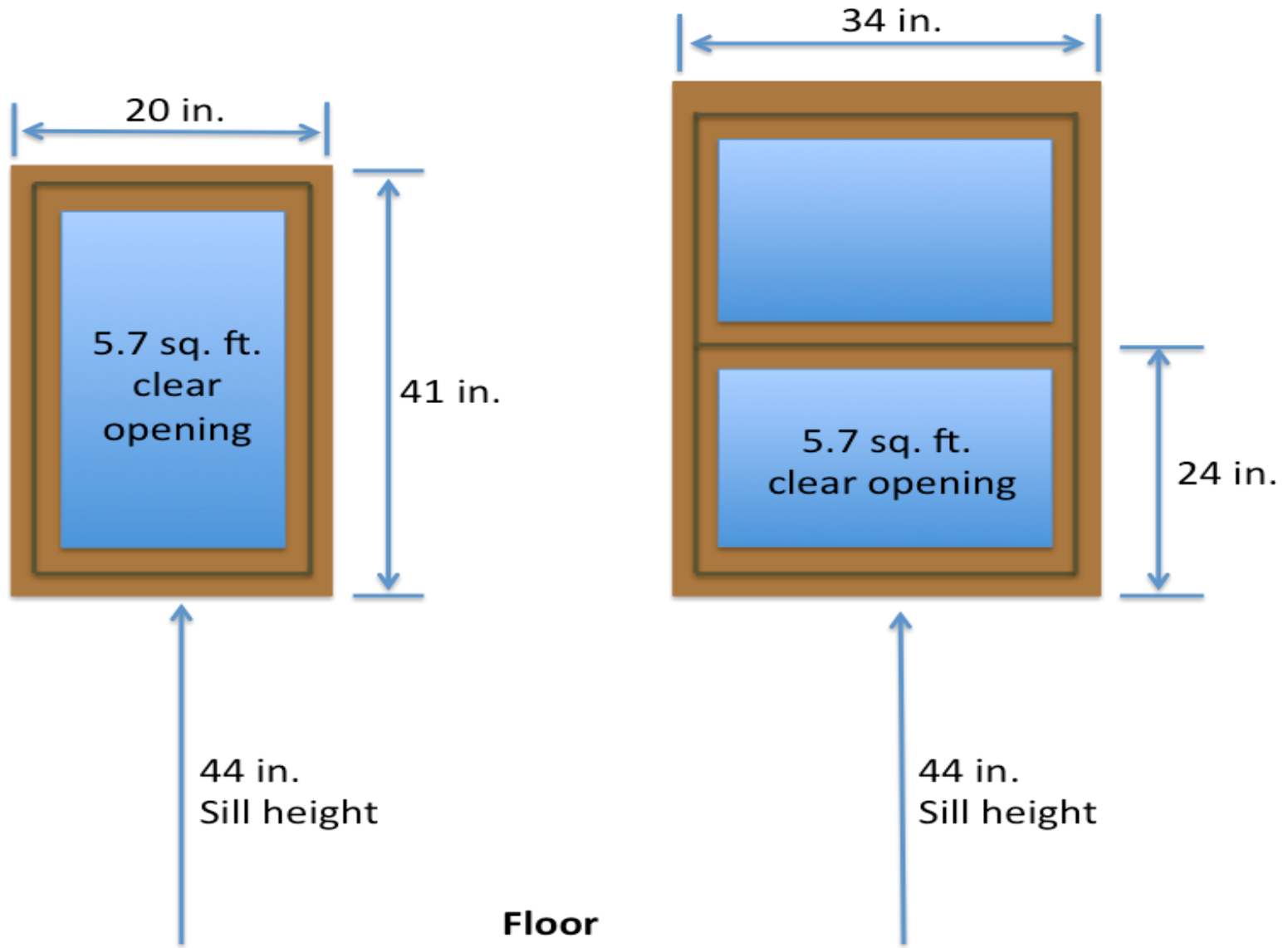


Drywall required on the underside of basement stairs when a closet/storage is being added.

6 feet 8 inches
Minimum

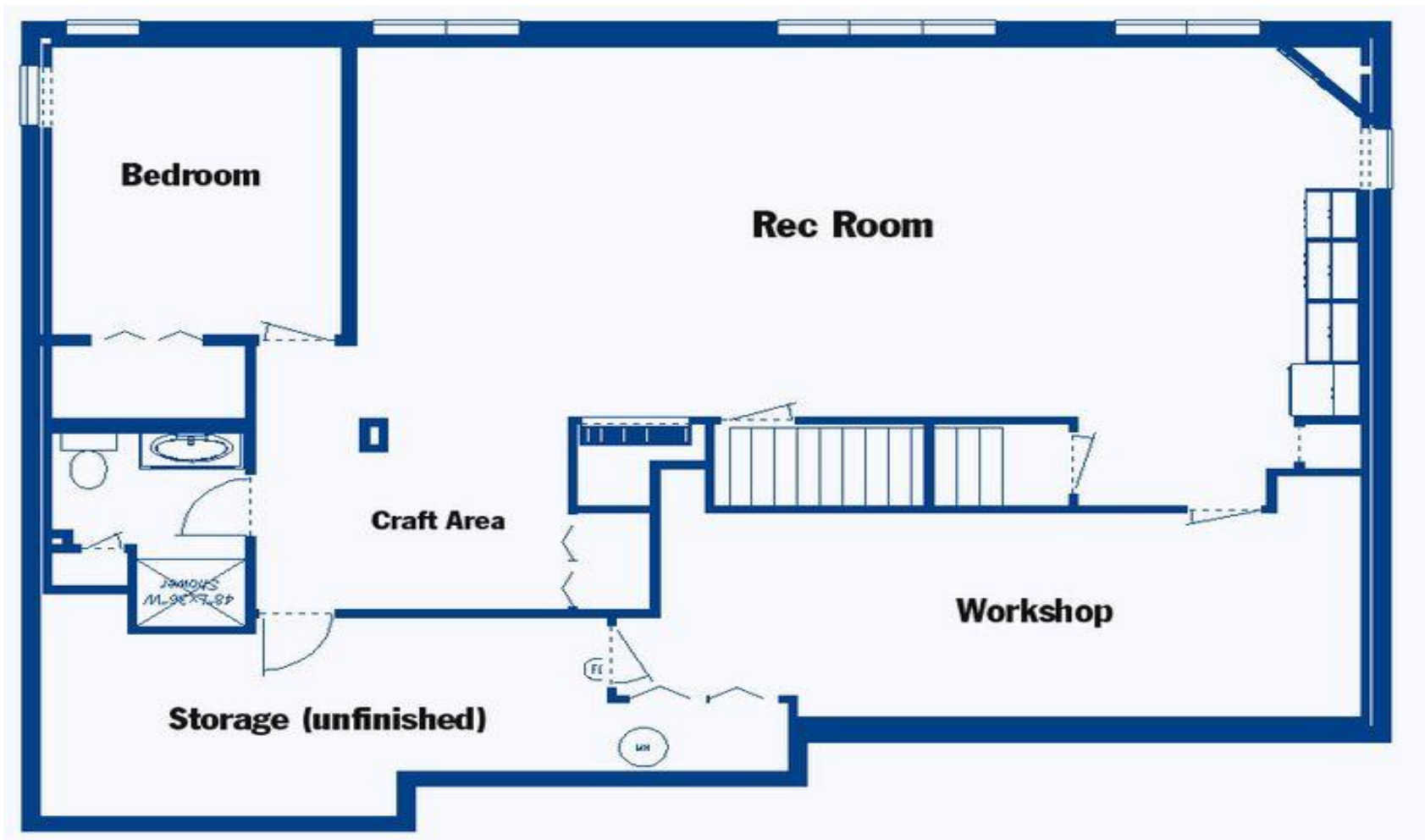


Egress Code: Minimum Size Requirements





**** BELOW GRADE OPTION FOR BEDROOMS****



***** EXAMPLE*****